

MSK200 2Volt 200Ah

Specifications

Nominal Voltage(V) **2V**

Nominal Capacity

10 hour rate	(20A	to	1.80V)	200Ah
5 hour rate	(34A	to	1.70V)	170Ah
1 hour rate	(120A	to	1.60V)	120Ah
1C	(200A	to	1.60V)	100Ah

Weight **Approx. 14.0kg(30.8Lbs.)**

Internal Resistance (at 1 KHz) **Approx. 0.8 mΩ**

Maximum Discharge Current for
5 seconds: **1200A**

Charging Methods at 25 (77)

Cycle use:

Charging Voltage **2.33 to 2.36V**

Coefficient -5.0mV/ /cell

Maximum Charging Current : **60A**

Standby use:

Float Charging Voltage **2.21 to 2.25V**

Coefficient -3.0mV/ /cell

Design Life **12 years**

Operating Temperature Range

Charge **-15 (5) to 40 (104)**

Discharge **-15 (5) to 50 (122)**

Storage **-15 (5) to 40 (104)**

Charge Retention (shelf life) at 20 (68)

1 month **98%**

3 month **94%**

6 month **85%**

Case Material **ABS UL94 HB**

Option: Flammability resistance of (UL94 V-0)

Description of torque value of hard ware for the terminals:

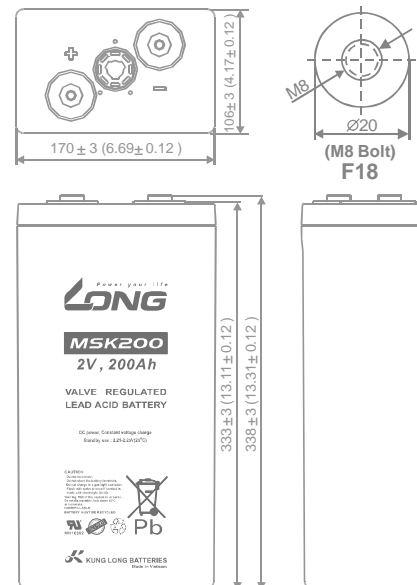
Recommended torque value **M8: 12 N-m (122kgf-cm)**

Maximum allowable torque value **M8: 15 N-m (153kgf-cm)**

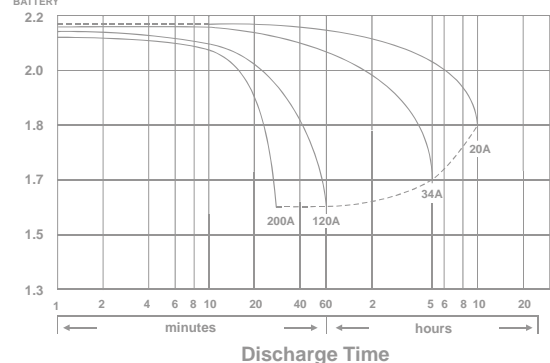


Dimensions

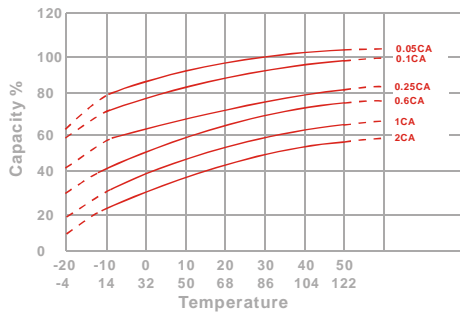
mm(inch)



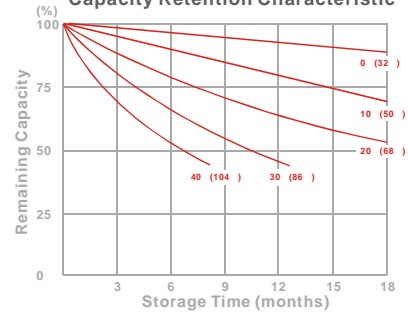
(V) FOR 2V BATTERY Discharge Time VS. Discharge Current (25)



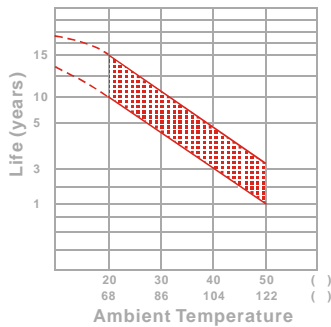
Effect of Temperature on Capacity 25 (77)



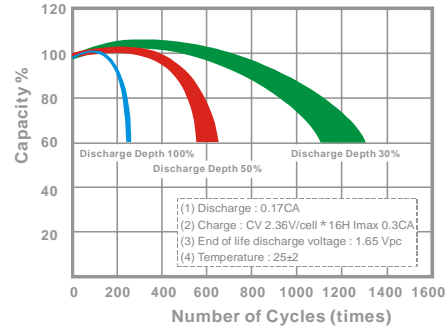
Capacity Retention Characteristic



Trickle (or float) Service Life



Cycle Service Life



- PERFORMANCE DATA

Discharge Rates in Watts to Various End Voltages at 25 (77)

End Voltage		1.85V	1.80V	1.75V	1.70V	1.65V	1.60V
Time							
20	min	307	348	383	414	439	458
30	min	283	297	324	347	364	379
60	min	184	203	212	221	229	236
120	min	107	116	123	130	136	141
180	min	87.9	94.3	99.4	103	106	109
240	min	75.2	79.9	82.8	85.4	87.5	89.4
300	min	66.5	69.3	71.6	73.5	75.2	76.5
360	min	59.3	61.2	62.9	64.4	65.6	66.7
480	min	47.2	48.8	50.1	51.2	52.1	52.8
600	min	42.4	43.9	45.1	46.0	46.7	47.2
1200	min	20.3	21.2	21.9	22.5	23.0	23.3

- Discharge Rates in Amperes to Various End Voltages at 25 (77)

End Voltage		1.85V	1.80V	1.75V	1.70V	1.65V	1.60V
Time							
20	min	157	182	205	226	243	254
30	min	162	178	191	201	210	217
60	min	92.7	103	110	117	122	126
120	min	61.4	64.9	68.1	70.7	73.2	75.3
180	min	46.3	48.5	50.7	52.6	54.3	55.8
240	min	36.5	38.7	40.4	41.9	43.2	44.3
300	min	31.0	32.8	34.3	35.6	36.7	37.7
360	min	28.4	30.2	30.9	31.6	32.2	32.8
480	min	22.9	24.0	24.6	25.1	25.5	25.9
600	min	19.2	20.0	20.5	20.9	21.3	21.6
1200	min	9.8	10.3	10.7	11.0	11.2	11.4

All data on the spec. sheet is an average value:

The tolerance range : X<6min(+15%~-15%), 6min X<10min(+12%~-12%), 10min X < 60min(+8%~-8%), X 60min(+5%~-5%)